

A photograph of a teacher and three young students in a library. The teacher, a woman with glasses and a white shirt, is leaning over a table, looking at a book. The students, two boys and one girl, are also looking at the book. The background shows bookshelves filled with books and colorful posters on the wall.

# Decision 3E: Texas College Bridge TCLAS Initiative Kickoff Webinar

# Welcome and Congratulations on your Award!

Replace w/ Host  
Headshot

(Paste Image>Crop to  
Ratio 1:1>Crop to  
Shape> Circle)

Tracy Johnson

Statewide Coordinator for Color

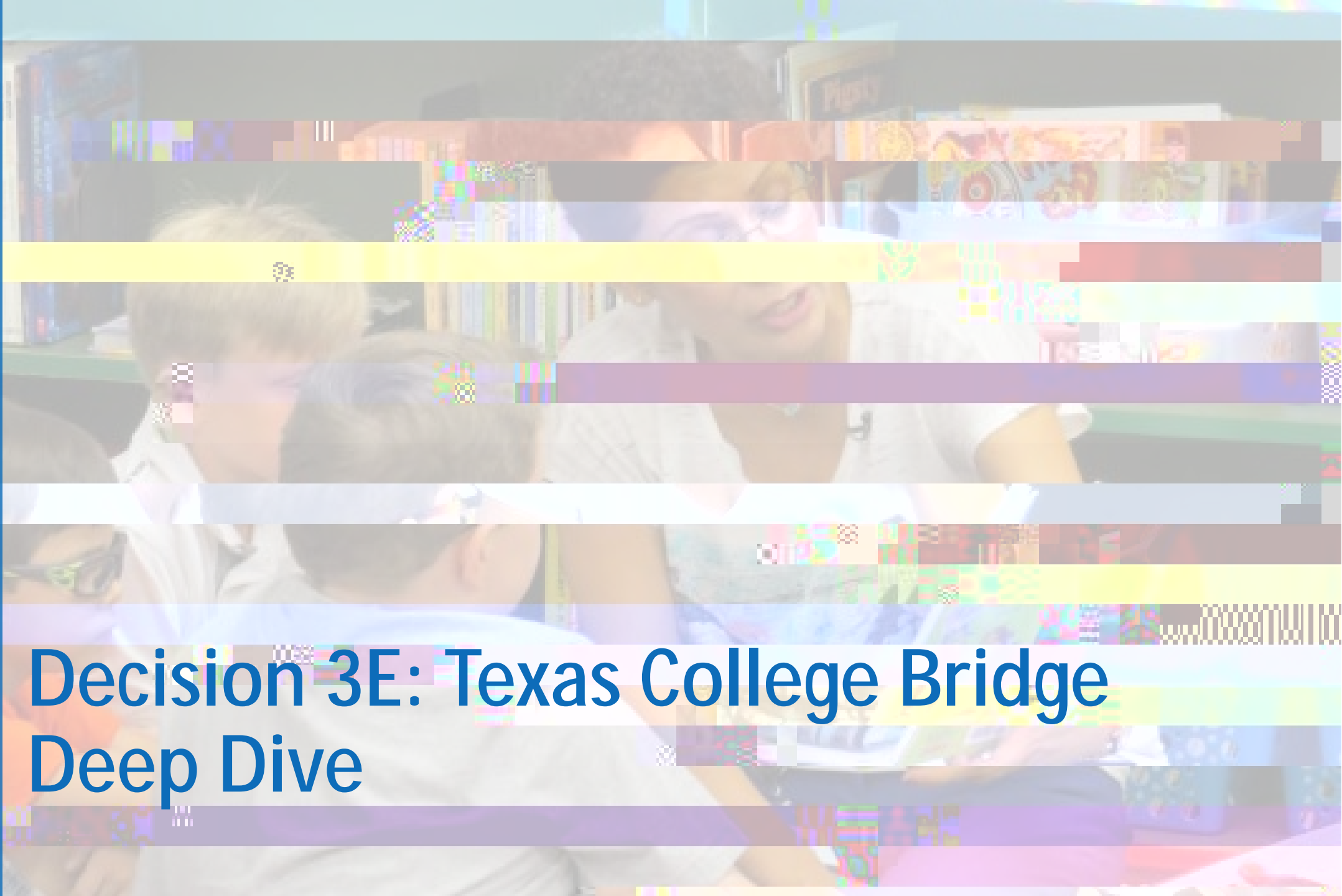










A photograph of a teacher and three young students in a library. The teacher, a woman with glasses and a white shirt, is leaning over a table, looking at a book. The students, two boys and one girl, are also looking at the book. The background shows bookshelves filled with books and colorful posters on the wall.

# Decision 3E: Texas College Bridge Deep Dive

# TEC §28.014 House Bill 5 College Preparatory Courses requirements

- <sup>3</sup>/<sub>4</sub> Partner with at least one institution of higher education (IHE) to develop/ provide courses in college preparatory mathematics and English language arts through an MOU.
- <sup>3</sup>/<sub>4</sub> Identify students in Grades 11 -12:

  - f* Whose performance on EOC did not meet the college readiness standards.
  - f* Where coursework and/or college preparation assessment (SAT/ACT/TSIA) indicate the student is not ready to perform entry-level college coursework .
- <sup>3</sup>/<sub>4</sub> Provide notice to each student and student's parent/guardian regarding benefits of enrolling in this course .
- <sup>3</sup>/<sub>4</sub> Successful completion provides (as outlined in the MOU with the IHE) an exemption from development education courses (from IHE partner) effective for 24 months following the student's high school graduation . ([TEC§51.338](#))





# College Prep Courses in A-F Accountability



9 No -cost, online, adaptive college preparatory course curriculum for HB 5 College Preparatory English language arts and mathematics (EdReady).

9 Competency -based progression aligned with college readiness exams like ACT and SAT

9 Dashboards to monitor and adjust student progress.

9







- 3/4 TAC 74.11(h)(5) the district may award ~~credit~~ effective credit for successful completion\* of the college prep English or math course.
- 3/4 TAC 74.12(b)(1)(b) ~~one full credit or half credit~~ (when combined with another half credit from an advanced English course) can be awarded to satisfy ~~the~~ fourth English credit for graduation under the Foundation High School Program after successful completion\* of the college prep English course. Note: the Texas College Bridge English course is designed as one full credit course.
- 3/4 TAC 74.13(e)(4) ~~one full credit~~ can be awarded to satisfy a





# Texas College Bridge is a TURN-KEY College Prep Program

$\frac{3}{4}$  Everything you need to get started is at [www.texascollegebridge.org](http://www.texascollegebridge.org)

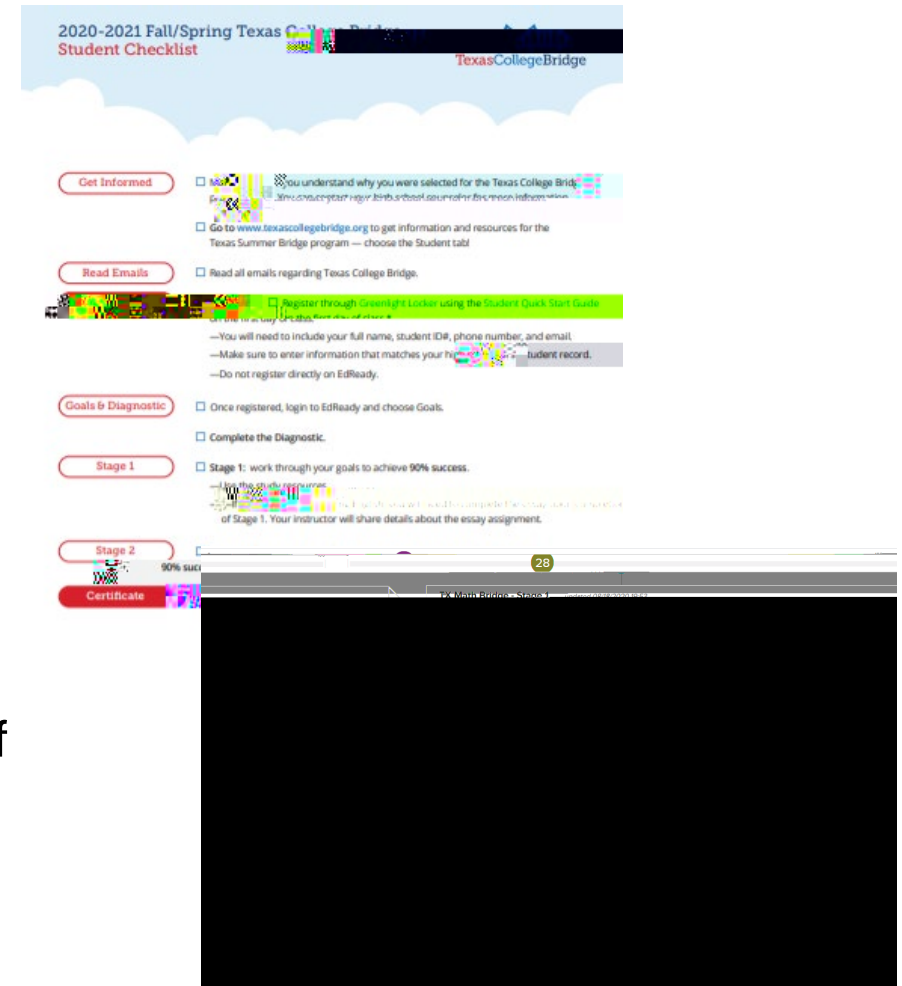
$\frac{3}{4}$  Opportunity to use established IHE partners

$\frac{3}{4}$  Program resources for each stakeholder:

- f* District leaders
- f* Teachers
- f* Students
- f* Higher Education Institutions

$\frac{3}{4}$  Marketing resources to inform students, parents, community of program

$\frac{3}{4}$  Monitoring tools that provide clear information on student progress and mastery









# Getting Started with Texas College Bridge

# Signing Up For Texas College Bridge

3/4



# Review the Implementation Guide and District Checklist

- 3/4 Review [implementation guide](#) and select course delivery method
- 3/4 Complete district checklist
  - f [Add your schools to EdReady](#)
  - f [Create your sections](#)
  - f [Create Admin & Teacher Accounts](#)
  - f [Provide students with registration information](#)
  - f [Actively monitor student progress](#)
- 3/4 Students will use district specific [unique URL](#) to register.
  - 3/4 Provide students with the [registration guide](#) and their appropriate URL to begin the program.



# Step 1: Add Your Schools to EdReady

Get more help on  
[this step](#) here

## Sub-steps:

1. Click on Manage Accounts from your EdReady Dashboard
2. In the Groups menu, select “edit” by your ISD name
3. Click on Categories tab and click edit in the school category
4. Click on Values tab and create value
5. Enter the name of your school in the **pop** window and save.
6. Repeat for each high school in your district

3

4

5



# Step 2: Create Your Sections

## Sub-steps:

1. Click on Manage Accounts from your EdReady Dashboard
2. In the Groups menu, select “edit” by your ISD name
- 3.



# Step 3: Create Admin/Teacher Accounts

## Sub-steps:

1. Click on Manage Accounts from your









# Step 3: Create Admin/Teacher Accounts

Get more help on  
this [step](#)here

Sub-Sub-

The primary coordinator will be sent your custom student URLs based on the course:

- f* Math only URL

- f* English only URL

- f* Both Math and English URL

You can also access them through EdReady

The





# Attend Optional Texas College Bridge office hours for program questions

Anyone using Texas College Bridge can attend these extended live office hours:

- $\frac{3}{4}$  September 20 from 11:00 a.m. ~~1:00~~ p.m.
- $\frac{3}{4}$  September 23 from 3:00 p.m. ~~5:00~~ p.m.
- $\frac{3}{4}$  October 11 from 11:00 a.m. ~~1:00~~ p.m.
- $\frac{3}{4}$  October 14 from 3:00 p.m. ~~5:00~~ p.m.
- $\frac{3}{4}$  October 19 from 7:30 a.m. ~~9:30~~ a.m.
- $\frac{3}{4}$  October 21 from 3:00 p.m. ~~5:00~~ p.m.

The link to join is located at <https://texascollegebridge.org/district/>

Refer to our help center to support your students and staff:

- $\frac{3}{4}$  Student Access Issues: Student Access Issues: Troubleshooting Overview Texas College Bridge (edready.org)
- $\frac{3}{4}$  Staff Access Issues: Troubleshooting Access Issues Texas College Bridge (edready.org)





# Closing and Next Steps

# This support is a heavy lift intended to have a large impact

This support is designed to have a significant and lasting impact on learning acceleration for your students and requires a significant amount of time and effort from you and your staff.

If, after today's webinar, you do not believe that your LEA can fully commit to all requirements and assurances of this TCLAS support, please send a message immediately to [tclas@tea.texas.gov](mailto:tclas@tea.texas.gov).



# TCLAS Next Steps

1

What: Complete

2


3

What: Complete Grants Application:

- Complete Grants Application to receive your Notice of Grant Agreement (NOGA)
- Optional Supports: TCLAS Grant Calculator Available for LEAs and Grants Webinar and Office Hours

When: Open Mid September; Closes October 29<sup>th</sup> Processed on first come, first served basis





**Thanks!**

Send TCLAS-