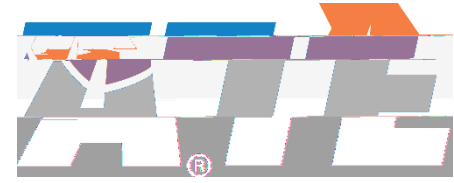


---

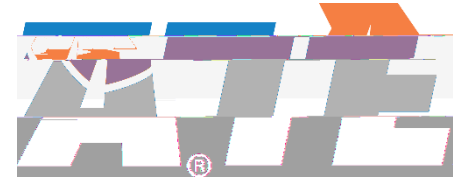




---

## Methodology

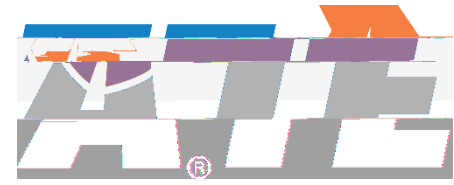
- - 
  -
- 
- -



# PLUS

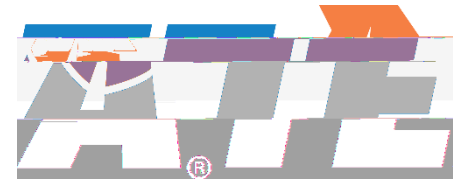
Annual Growth						
Prior Year	Current Year					
	Low Did Not Meet Grade Level	High Did Not Meet Grade Level	Low Approaches Grade Level	High Approaches Grade Level	Meets Grade Level	Masters Grade Level
Low Did Not Meet Grade Level	0	1	1	1	1	1
High Did Not Meet Grade Level	0	1/2	1	1	1	1
Low Approaches Grade Level	0	0	1/2	1	1	1
High Approaches Grade Level	0	0	0	1/2	1	1
Meets Grade Level	0	0	0	0	1	1
Masters Grade Level	0	0	0	0	0	1

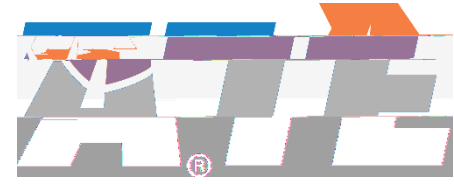
Accelerated Learning				
Prior Year	Current Year			
	Did Not Meet Grade Level	Approaches Grade Level	Meets Grade Level	Masters Grade Level
Did Not Meet Grade Level	0	1	1	1



Annual Growth ** ††	
RLA	Mathematics
_____	_____

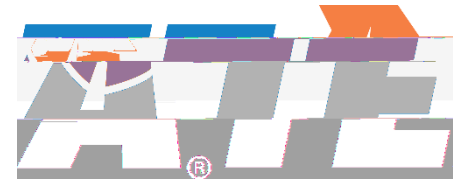
Accelerated Learning † §	
RLA	Mathematics
_____	_____


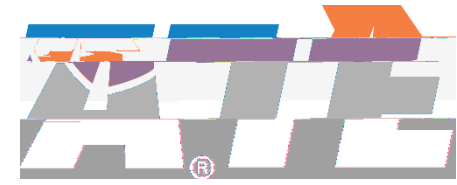





---

Co






Student  
Achievement

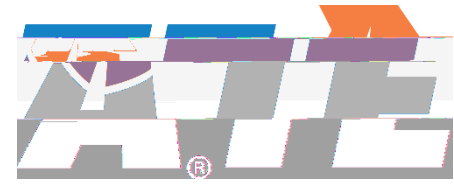


School  
Progress




Closing  
The Gaps





## All Students




Race/Ethnicity



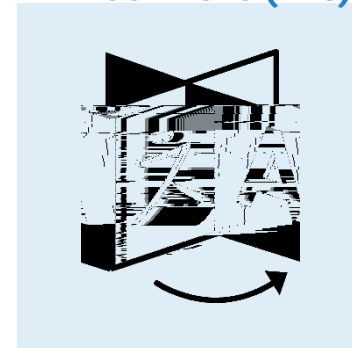
Special Education




Continuously Enrolled & Highly Mobile

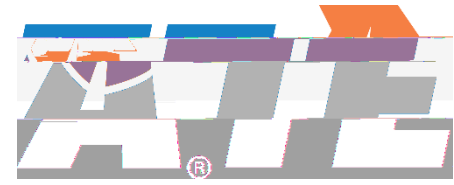


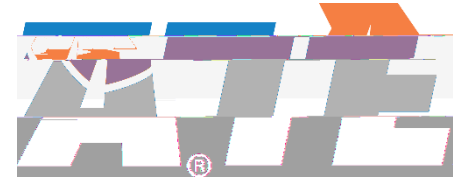
Emergent Bilingual (EB)/English Learners (ELs)



Economically Disadvantaged







---

## Academic Achievement

- 
- 

## Growth

- 
- 

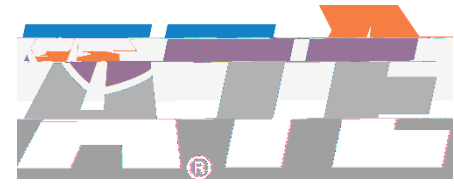
## Graduation Rate

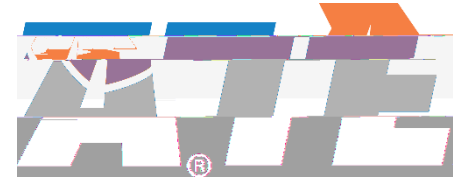
- 

## English Language Proficiency

## School Quality/Student Success (SQSS)

- 
-





---

## Growth

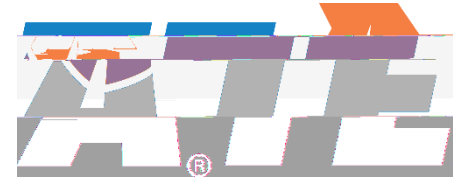
- - 
  -

## Graduation Rates

- -

## Targets

- 
- 
- 
-

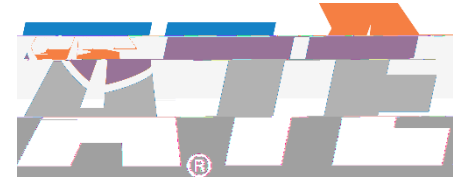


---

## English Language Proficiency Status

- 
- 





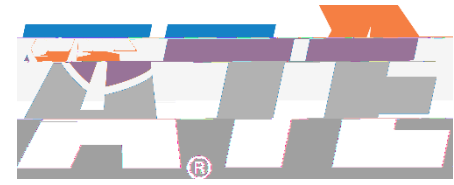
- 

School Type	Indicator	Weight

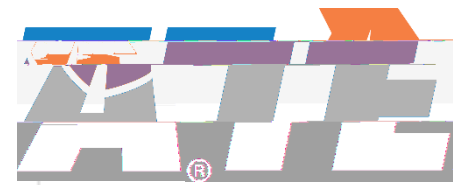
- 

- 

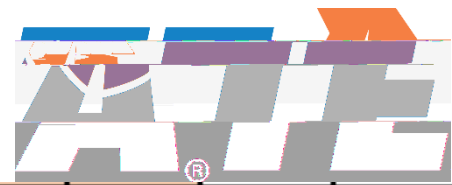








	African American	Hispanic	White	American Indian	Asian	Pacific Islander	Two or More Races	Econ Disadv	EB (Current & Monitored)	Special Education (Current)	Special Education (Former)	Continuously Enrolled
<b>Academic Achievement (RLA)</b>												
2019	Y/N	Y/N	Y/N	Y/N	Y/N	Y/N	Y/N	Y/N	Y/N	Y/N		
2022	Y/N	Y/N	Y/N	Y/N	Y/N	Y/N	Y/N	Y/N	Y/N	Y/N		
2023	0-4	0-4	0-4	0-4	0-4	0-4	0-4	0-4	0-4	0-4	0-4	0-4
<b>Academic Achievement (Mathematics)</b>												
2019	Y/N	Y/N	Y/N	Y/N	Y/N	Y/N	Y/N	Y/N	Y/N	Y/N		
2022	Y/N	Y/N	Y/N	Y/N	Y/N	Y/N	Y/N	Y/N	Y/N	Y/N		
2023	0-4	0-4	0-4	0-4	0-4	0-4	0-4	0-4	0-4	0-4	0-4	0-4
<b>Growth (RLA)</b>												
2019	Y/N	Y/N	Y/N	Y/N	Y/N	Y/N	Y/N	Y/N	Y/N	Y/N		



	All	African American	Hispanic	White	American Indian	Asian	Pacific Islander	Two or More Races	Essa Disadv	EP (General & Modified)	Special Education (General)	High Passes	Highly Mobile	Feeder	Homeless	Migrant	Special Education (Former)	Continuously Enrolled
<b>Academic Achievement (RLA)</b>																		
2022	50%	50%	50%	50%	50%	50%	50%	50%	50%	50%	50%	50%	50%	50%	50%	50%	50%	50%
2023	50%	50%	50%	50%	50%	50%	50%	50%	50%	50%	50%	50%	50%	50%	50%	50%	50%	50%
<b>Academic Achievement (Mathematic)</b>																		
2022	50%	50%	50%	50%	50%	50%	50%	50%	50%	50%	50%	50%	50%	50%	50%	50%	50%	50%
2023	50%	50%	50%	50%	50%	50%	50%	50%	50%	50%	50%	50%	50%	50%	50%	50%	50%	50%
<b>Growth (RLA) (EL/MS)</b>																		
2022	75	75	75	75	75	75	75	75	75	75	75	75	75	75	75	75	75	75
2023	75	75	75	75	75	75	75	75	75	75	75	75	75	75	75	75	75	75
<b>Growth (Mathematic) (EL/MS)</b>																		
2022	75	75	75	75	75	75	75	75	75	75	75	75	75	75	75	75	75	75
2023	75	75	75	75	75	75	75	75	75	75	75	75	75	75	75	75	75	75
<b>Federal Graduation Rate (HS)</b>																		
2022	95%	95%	95%	95%	95%	95%	95%	95%	95%	95%	95%	95%	95%	95%	95%	95%		
2023	95%	95%	95%	95%	95%	95%	95%	95%	95%	95%	95%	95%	95%	95%	95%	95%		
<b>SOSS: STAAR ONLY (EL/MS)</b>																		
2022	70	70	70	70	70	70	70	70	70	70	70	70	70	70	70	70	70	70
2023	70	70	70	70	70	70	70	70	70	70	70	70	70	70	70	70	70	70
<b>SOSS: CCMR (HS/K-12)</b>																		
2022	70	70	70	70	70	70	70	70	70	70	70	70	70	70	70	70	70	70
2023	70	70	70	70	70	70	70	70	70	70	70	70	70	70	70	70	70	70
<b>English Language Proficiency<sup>1</sup></b>																		
								50										2022
								50										2023