

WRITING

Preparation Instruction for Question 1

- Present Stimulus 1.
- Direct the student to the first sentence. Communicate the text.
- Communicate: This sentence is missing a period at the end.
- Direct the student to the second sentence. Communicate the text.
- Communicate: This sentence has a period at the end.
- Communicate: Find the sentence that ends with a period.

Stimulus 1



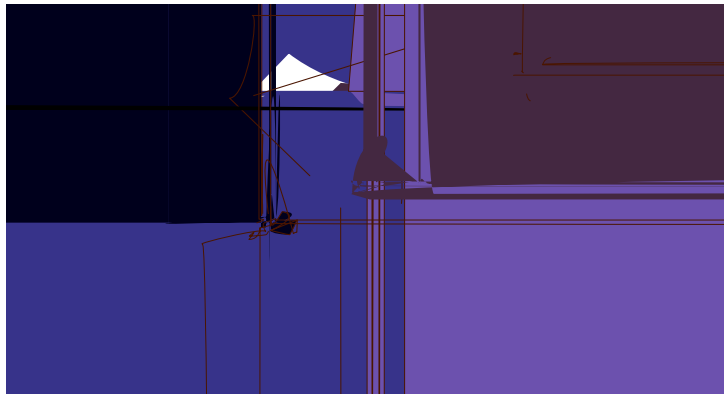
Hamsters make great pets

* Hamsters make great pets.

Preparation Instruction for Question 2

- Present Stimulus 2a and 2b.
- Direct the student to Stimulus 2a. Communicate the text.
- Communicate:
- Direct the student to each answer choice in Stimulus 2b. Communicate the text in each answer choice.
- Communicate: **F**


2



Preparation Instruction for Question 3

- Present Stimulus 3a and 3b. Communicate: **N**
- Direct the student to Stimulus 3a. Communicate the title and text without using inflection.
- Direct the student to the underlined sentence. Communicate:
- Direct the student to each answer choice in Stimulus 3b. Communicate the text in each answer choice, using the correct inflection for the sentence type.
- Communicate: **F**


3



M Ne Pe

I have a new pet hamster. I named my hamster Sam.

Scoring Instruction

A	A 	A
If the student finds the sentence with the question mark,		mark A for question 3 and move to question 4.
If the student does not find the sentence with the question mark,		provide one of these allowable teacher assists to the student: Have the student identify the kinds of sentences and their end punctuation. OR Highlight the end punctuation of each answer choice. Replicate the initial presentation instructions.
After the selected teacher assistance, if the student finds the sentence with the question mark,		mark B for question 3 and move to question 4.
After the selected teacher assistance, if the student does not find the sentence with the question mark,		mark C for question 3 and move to question 4.

Preparation Instruction for Question 4

- Present Stimulus 4a and 4b. Communicate: **H**
- Direct the student to Stimulus 4a. Communicate the text, using the inflection indicated by the end punctuation.
- Direct the student to the underlined sentences. Communicate: **O**
- Direct the student to each answer choice in Stimulus 4b. Communicate the text in each answer choice, using the inflection indicated by the end punctuation.
- Communicate: **F**

Scoring Instruction


A	A →	A
If the student finds "One morning I didn't see Sam in his cage." in Stimulus 4b,		mark A for question 4 and move to question 5.
If the student does not find "One morning I didn't see Sam in his cage." in Stimulus 4b,		replicate the initial presentation instructions.
After the teacher repeats the instructions, if the student finds "One morning I didn't see Sam in his cage." in Stimulus 4b,		mark B for question 4 and move to question 5.
After the teacher repeats the instructions, if the student does not find "One morning I didn't see Sam in his cage." in Stimulus 4b,		mark C for question 4 and move to question 5.

Scoring Instruction


A	A →	A
If the student finds “I will bake two cakes” in Stimulus 7b,		mark A for question 7 and move to question 8.
If the student does not find “I will bake two cakes” in Stimulus 7b,		provide one of these allowable teacher assists to the student: <ul style="list-style-type: none"> • Read the paragraph, inserting each answer choice for the underlined sentence. OR • Highlight the words that end in “s” in the answer choices. Replicate the initial presentation instructions.
After the selected teacher assistance, if the student finds “I will bake two cakes” in Stimulus 7b,		mark B for question 7 and move to question 8.
After the selected teacher assistance, if the student does not find “I will bake two cakes” in Stimulus 7b,		mark C for question 7 and move to question 8.

Pre-entration Instruction for Question 8

- Present Stimulus 8a and 8b.
- Direct the student to Stimulus 8a. Communicate: **O**. Communicate the text.
- Direct the student to each answer choice in Stimulus 8b. Communicate the text in each answer choice.
- Communicate: **F**.

 **8**

My favorite place in Grandma's house is the attic. It is full of treasures. There are several old c e of my dad when he was young. There are boxes filled with many . There is even one old b c e .


 **8**

picture

*

toys

bicycles

Scoring Instruction		
A		A  A
If the student finds the word "toys" in Stimulus 8b,		mark A for question 8 and move to question 9.
If the student does not find the word "toys" in Stimulus 8b,		replicate the initial presentation instructions.
After the teacher repeats the instructions, if the student finds the word "toys" in Stimulus 8b,		mark B for question 8 and move to question 9.
After the teacher repeats the instructions, if the student does not find the word "toys" in Stimulus 8b,		mark C for question 8 and move to question 9.

Preparation Instruction for Question 9

- Present Stimulus 9.
 - Direct the student to the sentence. Communicate: **C**
 - Direct the student to the chimpanzees. Communicate: **F**
 - Communicate: **F**
-

සිදු කිරීමේ ක්‍රියා

Student Action		Test Administrator Action
<p>ඉහළ</p>		<p>ඉහළ</p>
<p>ඉහළ</p>		<p>ඉහළ</p> <p>Communicate "This sentence combines both sentences"</p>
<p>ඉහළ</p>		<p>ඉහළ</p>
<p>ඉහළ</p>		<p>ඉහළ</p>



Present Stimulus 11a and 11b. Communicate: ~~Screen~~

Communicate: ~~Highlight~~

Direct the student to Stimulus 11a. Communicate the title and text.

Direct the student to each answer choice in Stimulus 11b. Communicate the text in each answer choice.

Communicate: ~~Highlight~~

Chimpanzees

animals * lion stone

If the student finds "lion" in Stimulus 11b,		mark A for question 11 and move to question 12.
If the student does not find "lion" in Stimulus 11b,		provide one of these allowable teacher assists to the student: <ul style="list-style-type: none"> • Have the student identify the topic of the paragraph. D • Have the student tell about the pictures. Replicate the initial presentation instructions.
After the selected teacher assistance, if the student finds "lion" in Stimulus 11b,		mark I for question 11 and move to question 12.
After the selected teacher assistance, if the student does not find "lion" in Stimulus 11b,		mark C for question 11 and move to question 12.



Present Stimulus 12a and 12b. Communicate:

Direct the student to Stimulus 12a. Communicate the text.

Communicate:

Direct the student to each answer choice in Stimulus 12b. Communicate the text in each answer choice.

Communicate:



Chimpanzees use tools to find food. For example, chimps poke sticks deep into termite nests. When they pull out the sticks, some termites come out too. Chimps sleep and travel in small groups. Then the chimpanzees eat a delicious meal of termites.

© David Johnson/istockphoto.com



*

Chimps sleep and travel in small groups.

For example, chimps poke sticks deep into termite nests.

Then the chimpanzees eat a delicious meal of termites.

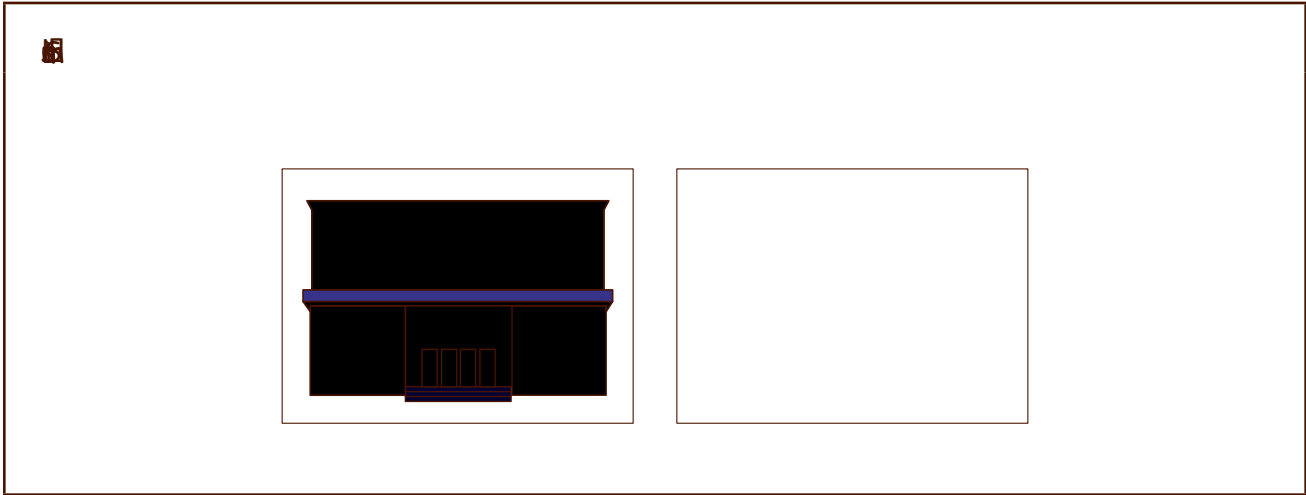


Present Stimulus 13.

Direct the student to the word "Museum." Communicate: ~~Match~~
~~with I to the~~

Direct the student to the words "Science Museum." Communicate: ~~and~~
~~with I to the~~

Communicate: ~~Match~~





Present Stimulus 15a and 15b. Communicate: ~~English~~
~~en~~

Direct the student to Stimulus 15a. Communicate the text.





Direct the student to the empty box in Stimulus 15a. Communicate: ~~Area~~

Direct the student to each answer choice in Stimulus 15b. Communicate the text in each answer choice.

Communicate: ~~Read/Write~~

The science museum is a great place to learn about the world.

The boy enjoys buying a gift at the museum.	The boy walks a long way to get to the museum.	The boy finds out the names of dinosaurs at the museum.
---	--	---

		
		
If the student finds "The boy finds out the names of dinosaurs at the museum."		mark for question 15 and move to question 16.
If the student does not find "The boy finds out the names of dinosaurs at the museum,"		provide one of these allowable teacher assists to the student: <ul style="list-style-type: none"> • Have the student identify the details in each of



Present Stimulus 16a and 16b.

Direct the student to Stimulus 16a. Communicate the text.

Direct the student to the underlined sentence. Communicate: She
got a high

Direct the student to each answer choice in Stimulus 16b. Communicate the text in each answer choice.

Communicate: She got a high





The science museum helps people learn new things.



* The science museum is filled with great exhibits that help people learn about the world.

The science museum is a great place.



Present Stimulus 17.

Direct the student to Stimulus 17. Communicate the text in the first sentence.

Direct the student to the lowercase "s" at the beginning of the first sentence. Communicate:  

Direct the student to the second sentence. Communicate the text in the second sentence.

Communicate: 

Communicate: 

some animals live in deserts.



Present Stimulus 18a and 18b. Communicate: ~~18a~~

Direct the student to Stimulus 18a. Communicate the text.

Direct the student to each answer choice in Stimulus 18b. Communicate the text in each answer choice.

Communicate: ~~18b~~





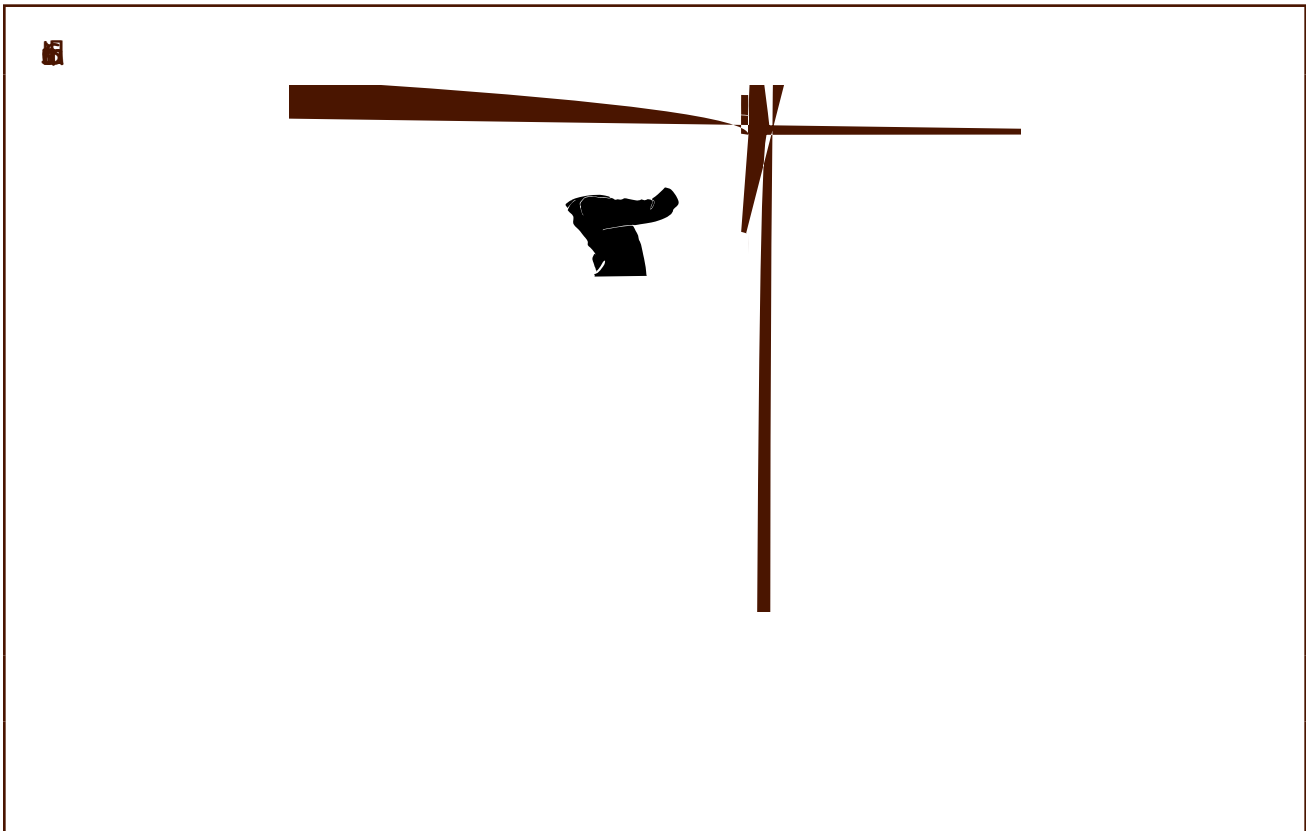
Present Stimulus 19a and 19b. Communicate: ~~March~~
~~challenge~~





Direct the student to Stimulus 19a. Communicate the text.

Direct the student to the underlined words. Communicate: ~~Challenge~~
~~it~~

Direct the student to each answer choice in Stimulus 19b. Communicate the text in each answer choice.

Communicate: ~~Challenging~~



		
		
<p>If the student finds the word "Lupita" in Stimulus 19b,</p>		<p>mark A for question 19 and move to question 20.</p>
<p>If the student does not find the word "Lupita" in Stimulus 19b,</p>		<p>provide one of these allowable teacher assists to the student:</p> <ul style="list-style-type: none"> • Have the student identify what kind of words need to begin with a capital letter. D • Highlight the words in the paragraph that are capitalized. <p>Replicate the initial presentation instructions.</p>
<p>After the selected teacher assistance, if the student finds the word "Lupita" in Stimulus 19b,</p>		<p>mark B for question 19 and move to question 20.</p>
<p>After the selected teacher assistance, if the student does not find the word "Lupita" in Stimulus 19b,</p>		<p>mark C for question 19 and move to question 20.</p>



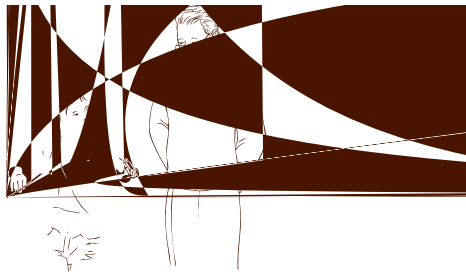
Present Stimulus 20a and 20b.

Direct the student to Stimulus 20a. Communicate: ~~Example~~
~~step~~




Communicate the text.

Direct the student to each answer choice in Stimulus 20b. Communicate the text in each answer choice.

Communicate: ~~Correctly~~



Taylor is learning to play the violin.
She practices every day. She has a
lesson every monday. Taylor plans to
perform at a talent show in february.

		
		
If the student finds "Monday February" in Stimulus 20b,		mark A for question 20.
If the student does not find "Monday February" in Stimulus 20b,		replicate the initial presentation instructions.
After the teacher repeats the instructions, if the student finds "Monday February" in Stimulus 20b,		mark B for question 20.
After the teacher repeats the instructions, if the student does not find "Monday February" in Stimulus 20b,		mark C for question 20.

TEST
ADMINISTRATOR
MANUAL

STAAR ALTERNATE 2
GRADE 4
Writing
April 2016