


**GRADE 6** rn./319. -205154













## DIRECTIONS

Read each question carefully. For a multiple-choice question, determine the best answer to the question from the four answer choices provided. For a griddable question, determine the best answer to the question. Then fill in the answer on your answer document.

1

Data Set I

$x$		1	2	3	4
$y$		4	8	12	16

Data Set II

$x$		1	2	3	4
$y$	4	5	6	7	8

A

B

C

D



2

+

F + ÷

G + ÷

H ÷ +

J ÷ +

---

3

A

B

C

D

---

4

F = +

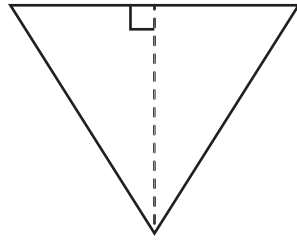
G =

H = +

J =

GO ON 

5



A



7

A

B

C

D

---

8

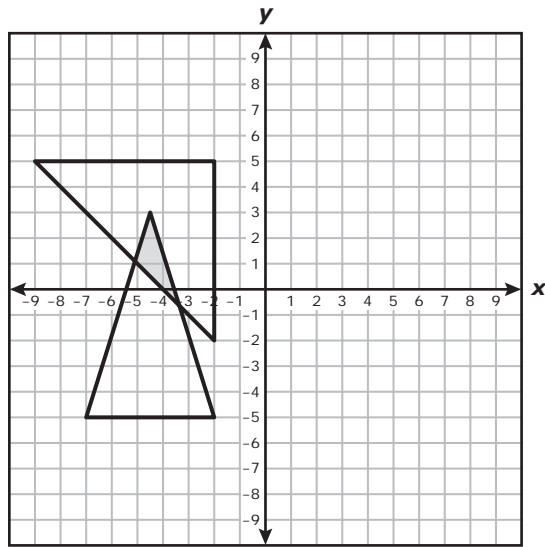
F

G

H

J

**GO ON** 



A -

B -

C -

D -

11

+

A +

B +

C +

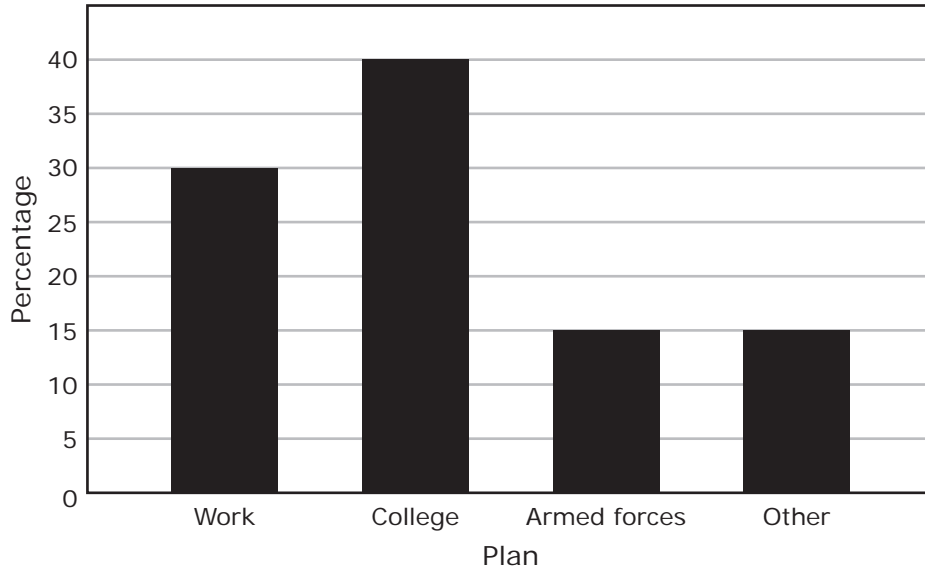
D

GO ON 

Henderson High School

Plan	Number of Students	Relative Frequency
Work	96	0.32
College	114	0.38
Armed forces	48	0.16
Other	42	0.14

Johnson High School



F

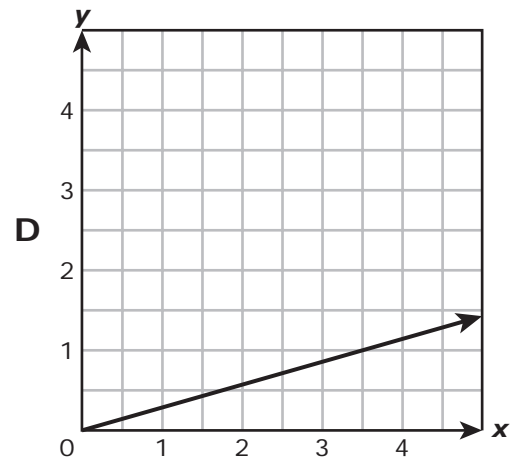
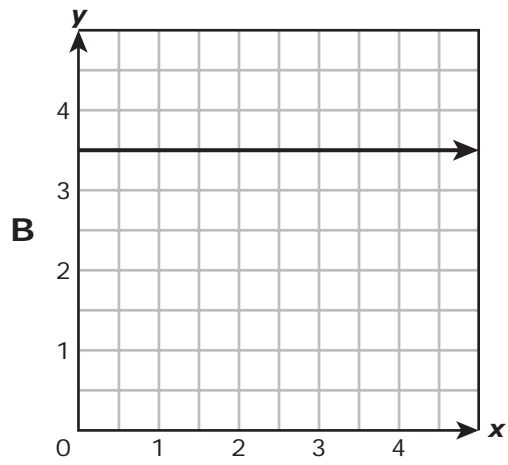
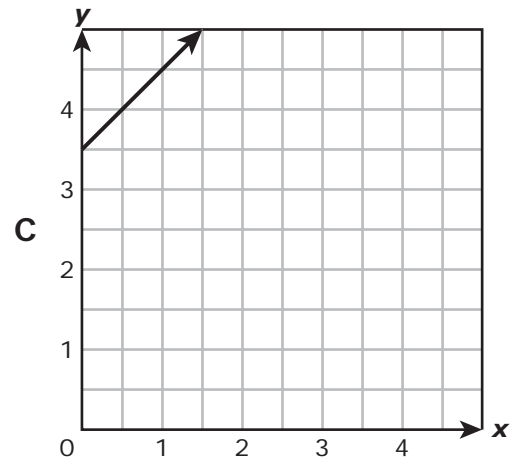
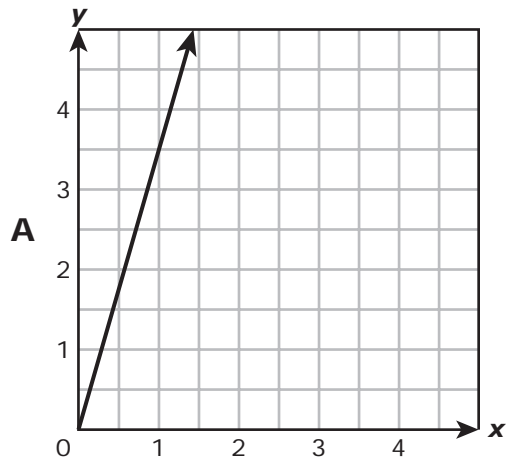
G

H

J



=









16

≥



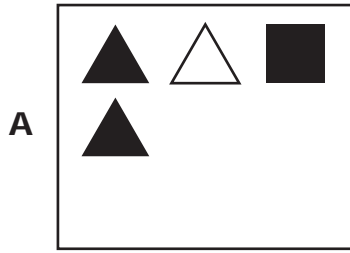
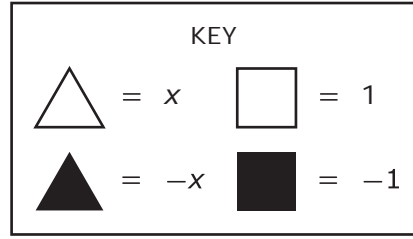
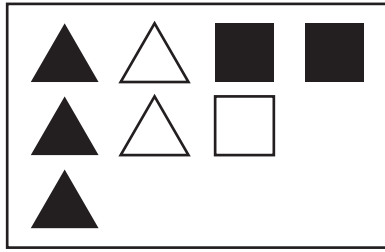
F

G

H

J

**GO ON** 



18

F

G

H

J

---

19

÷

A

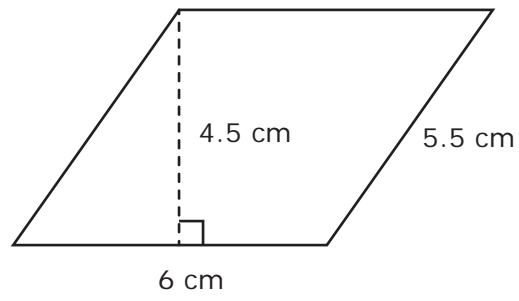
B

C ÷

D ÷

GO ON 

20



F

G

H

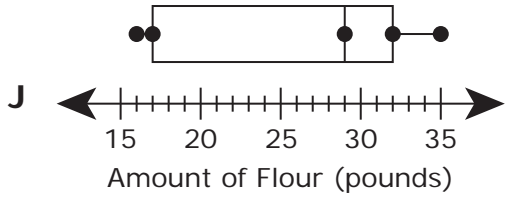
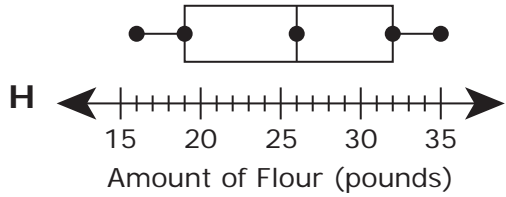
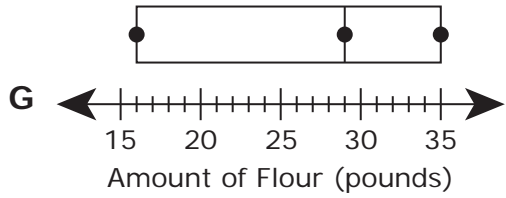
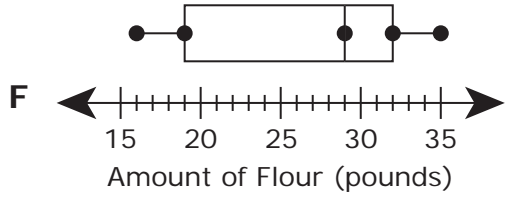
J

---

21







25


A

B

C

D

26

$$+ \leq$$

**F**  $\geq$

**G**  $\leq$

**H**  $\geq$

**J**  $\leq$



27

A - =

B =

C =

D + =

---

28

F

G

H

J

GO ON 

29

---

30

F

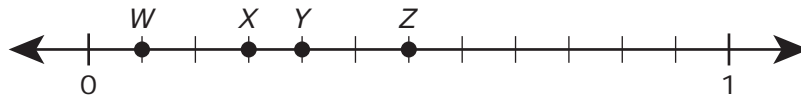
G

H

J

**GO ON** 

31



A

B

C

D

32

F  $\geq$

G  $\geq$

H  $\leq$

J  $\leq$


---

34

+

F +

G +

H +

J +

35

A

B

C

D

---

36


**37**

**A**

**B**

**C**


**D**



## Bicycle Tire Pressures

Stem	Leaf
5	0 9 9
6	5
7	2 4 6
8	3 5 7 7 7 8 9
9	1 2 3 4 6 9

5|9 means 59 pounds per square inch.



STAAR  
GRADE 6  
Mathematics  
May 2022

