






1A. READING

Definition: Percentage of students in Grades 4–8 participating in 21st CCLC programming during the school year and summer who demonstrate **growth in reading and language arts** on state assessments. ¹ ₂



1B. MATH

Definition: Percentage of students in Grades 4–8 participating in 21st CCLC programming during the school year and summer who demonstrate **growth in mathematics** on state assessments.



Texas ACE

Highlights and key takeaways from the 2021–22 programming period



Source. Tx21st Student Tracking System data from 2021–22.

Acronyms: Texas ACE: Texas Afterschool Centers on Education. GPRA: Government Performance and Results Act.

Notes. Texas ACE is funded by the Nita M. Lowey 21st Century Community Learning Center (21st CCLC) federal grant and administered by the Texas Education Agency. Some figures and tables include fewer centers or students than the main counts if they also made use of other data sources, which did not contain those students or centers. The full sample of Texas ACE centers includes data from 353 centers in the Cycle 10 grant competition and 351 centers in the Cycle 11 competition. For all GPRA measures presented in this report, Texas ACE participants are defined as students who participated in 21st CCLC programming for at least 45 hours during the 2021–22 school year. Nonparticipating students include students who were enrolled in campuses that were served by Cycle 10 and 11 Texas ACE centers.

Endnote

1. For GPRA, growth represents meeting the State of Texas Assessments of Academic Readiness (STAAR) passing standard in 2021–22 for the students who did not meet the STAAR passing standard in the prior year. This statewide growth measure is calculated as the average of center-level growth measures for students who participated in 21st CCLC programming for at least 45 hours.
2. Throughout this report, “nonparticipants” are students who were enrolled in schools served by Cycle 10 and Cycle 11 Texas ACE programs but who did not participate in Texas ACE activities.
3. No comparison data are available for nonparticipants.
4. Teacher-reported engagement was reported only for participants in Texas ACE programming. Therefore, no comparison data are available for nonparticipants.